



Memory Booster Gold

Memory Booster Gold

WinCare Tech Inc.

www.wincarepro.com





Memory Booster Gold

Pages Order

Introduction.....Pages 3

Information Overview.....Pages 4-5

Purchase Memory Booster Gold.....Pages 6

Use Memory Booster Gold.....Pages 7-21

About WinCare Tech Inc.....Pages 22

www.wincarepro.com





Memory Booster Gold

Introduction

Use **Memory Booster Gold** to optimize memory and improve your PC's performance.

Memory Booster Gold is accommodated to deal with problems of memory management. It is a feature-rich yet easy-to-use program. Whether you want to improve your PC's performance or cleanse fragmentations collected in your system, it must be the tool of choice. Memory is precious resource for computer, when it becomes low, the computer will slow down severely or crash often.

Windows is capable of running many programs at the same time. This is great for users, enabling the existence of some tools that work constantly in the background and provide useful services. **Memory Booster Gold** is one of such tools. It is a useful utility to monitor and manage system memory. It easily indicates the current state of memory consumption and can (automatically or manually) free up memory. It improves system performance by releasing and compressing memory. This decreases load time and improves application performance.

Features

- Improve system response Time.
- Defrag memory in the background
- Reclaim lost memory for programs
- Monitor system and automatically optimize it when needed without interrupting your work
- Display how much memory you have in real time
- Show current amount of memory occupied by all running processes
- Automatically compress or release memory when free memory falls below specified value
- Add the process you want to clean up or compress into the Black List.
- Add the process you do not want to clean up or compress into the White List.
- Specify desired memory amount to release or reclaim
- Monitor CPU usage in real time automatically
- Adjust priority of CPU allocation automatically
- Learn user's habit constantly
- Analyze and recognize the frequently used applications
- Terminate threatening processes and programs or release memory occupied by listed processes.

<http://www.wincarepro.com>

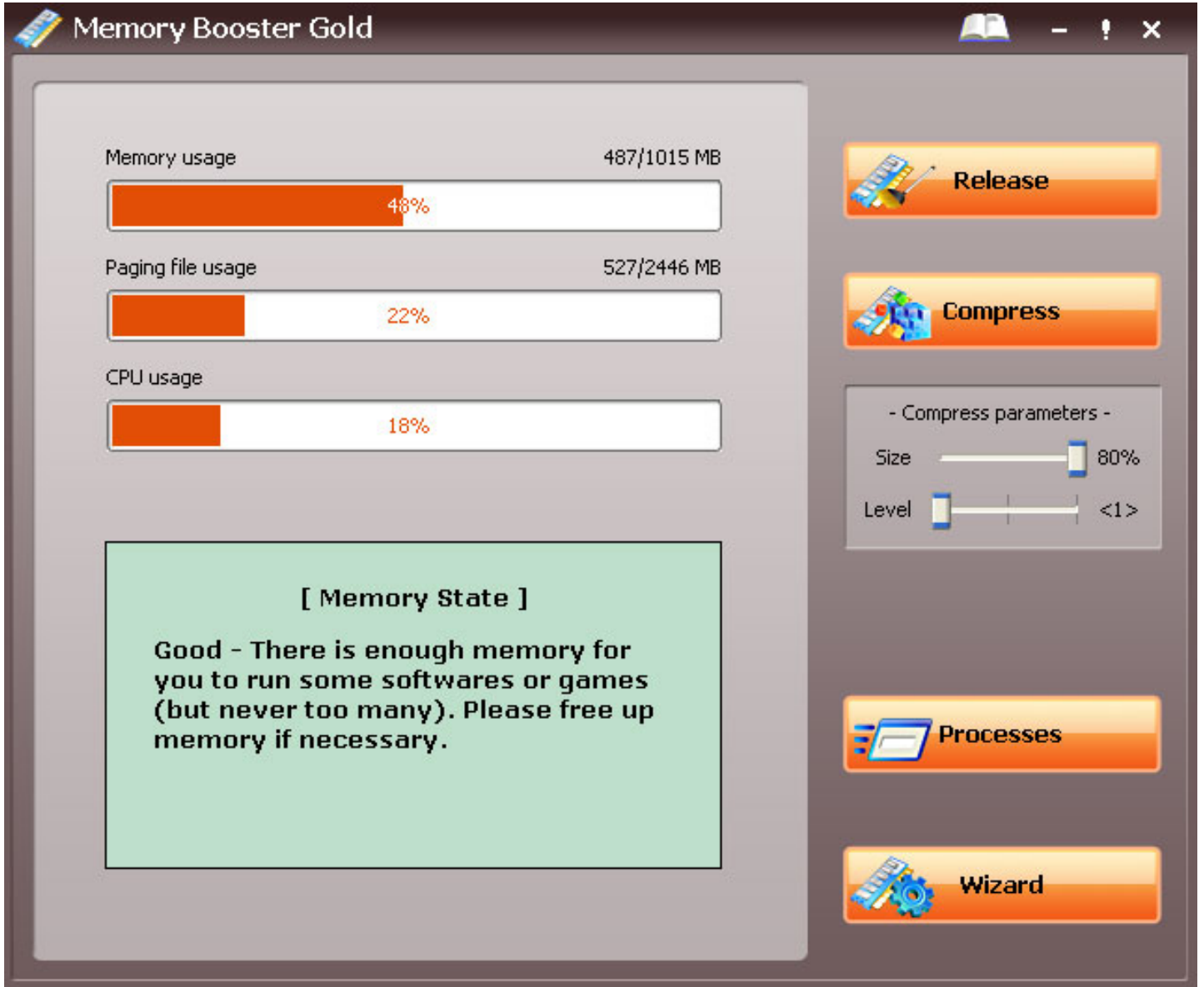




Memory Booster Gold

Information Overview

Learn the information about Memory Booster Gold before you start using it.



Memory Usage: Indicates the percentage of physical memory occupied by running processes.

Paging file usage: Indicates the percentage of physical memory occupied by running processes.

CPU usage: Indicates CPU usage of your system.

Memory State: Detect the system memory usage in the background, and display your current state in real time.

- [Great] - (usage 0%~30%) - There is plenty of memory for you to run any software or game.
- [Good] - (usage 30%~60%) - There is enough memory for you to run some software or games (but never too many). Please free up memory if necessary.
- [Medium] - (usage 60%~80%) - Most memory is in use. There is not enough available memory to run

more software or games. It is advised to compress the memory now.

- [Bad] - (usage 80%~100%) - The memory is overly used. Please close some applications which you do not need right now or restart the computer if necessary.



: Release Memory manually.



: Compress memory manually.

Compress parameters: Set desired parameters for compressing memory task.



: Monitor all running processes.



: Wizard gathers all important parameter settings and guides users to:

Optimize memory: set settings to monitor the state of memory and release memory automatically.

Intelligently monitor system running: Set settings to adjust and optimize the performance of your computer intelligently.

Change system settings: Tune up these settings of the system to optimize the performance of your computer.

Specify configurations about the program: Autorun, Notify Icon, HotKey, and so on.

<http://www.wincarepro.com>





Memory Booster Gold

Purchase Memory Booster Gold

Free Version Limitations:

Memory Booster Gold Free Version is totally free, users can experience its professional and enhanced features for maximum 18 times. To get a lifetime license for all features and excellent customer care, you only need to pay \$14.95

Registration Benefits:

Full functions of Memory Booster Gold.
Fun in unlimited memory monitoring.

Free upgrade
Free online update.

Free technical support
We are pleased to offer our care to meet your needs. We promise our customers, any customer questions will be satisfied within 1 business day!

Yours for only \$14.95. [GET NOW!](#)

<http://www.wincarepro.com>

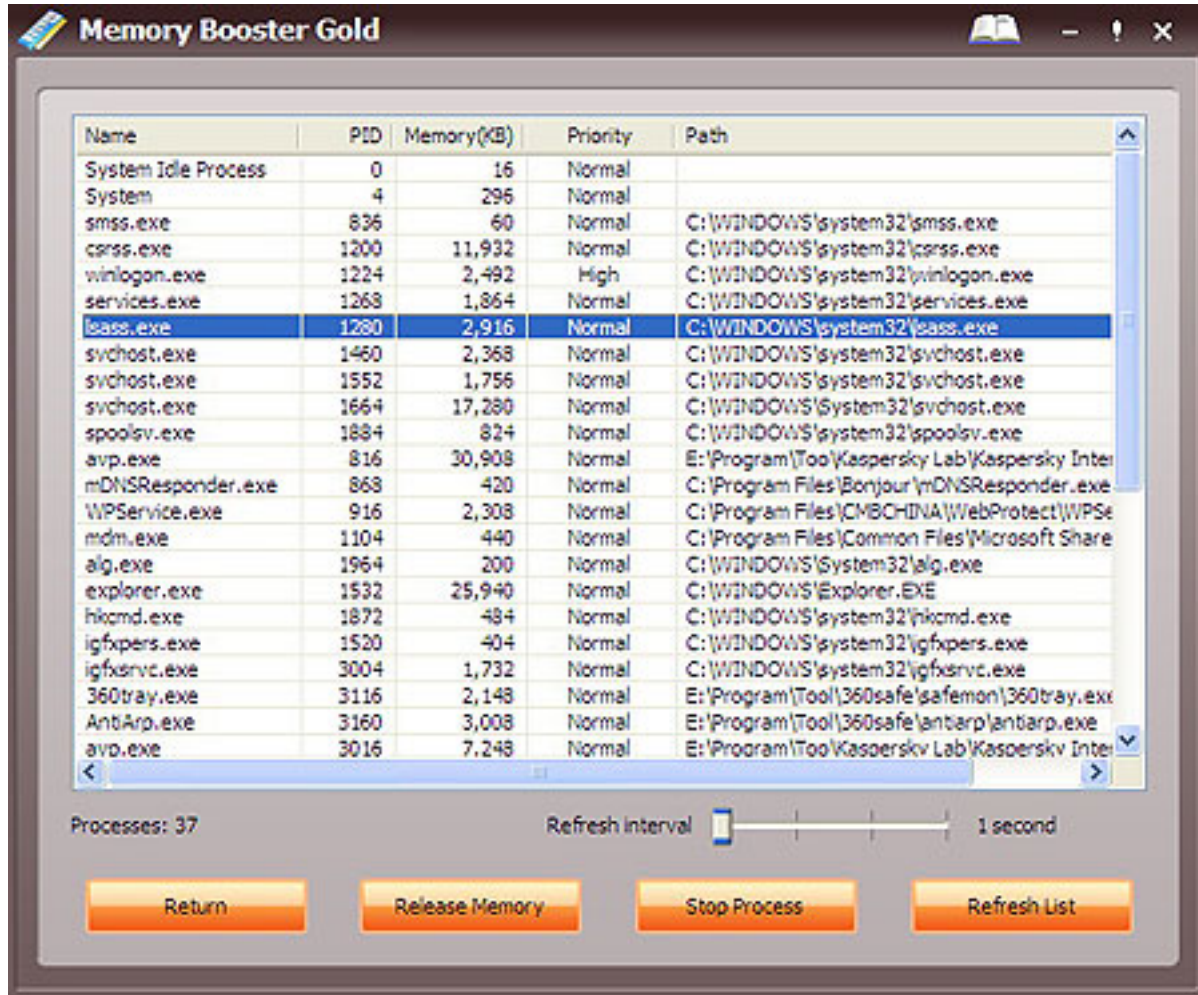




Memory Booster Gold

Process Control

The "Processes Control" module presents you all running processes on your PC, whether they are in the background or foreground. It shows how much RAM each program occupies and allows you to perform operations to processes.



Release Memory: You can release memory by either selecting a process in the list



and clicking **Release Memory** button or right clicking a process in the list and selecting Release memory.

Stop Process: You can terminate a process by either selecting a process in the list



and clicking **Stop Process** or right clicking a process and select Stop process.





Memory Booster Gold

Release memory

Memory Booster Gold will help you to enhance your PC's performance by safely releasing memory.


Users can release memory manually or automatically:

1. Release memory manually by clicking



button on main window.

2. Memory Booster Gold features an innovatively float window which displays your memory usage, CPU usage and paging file usage in real time.

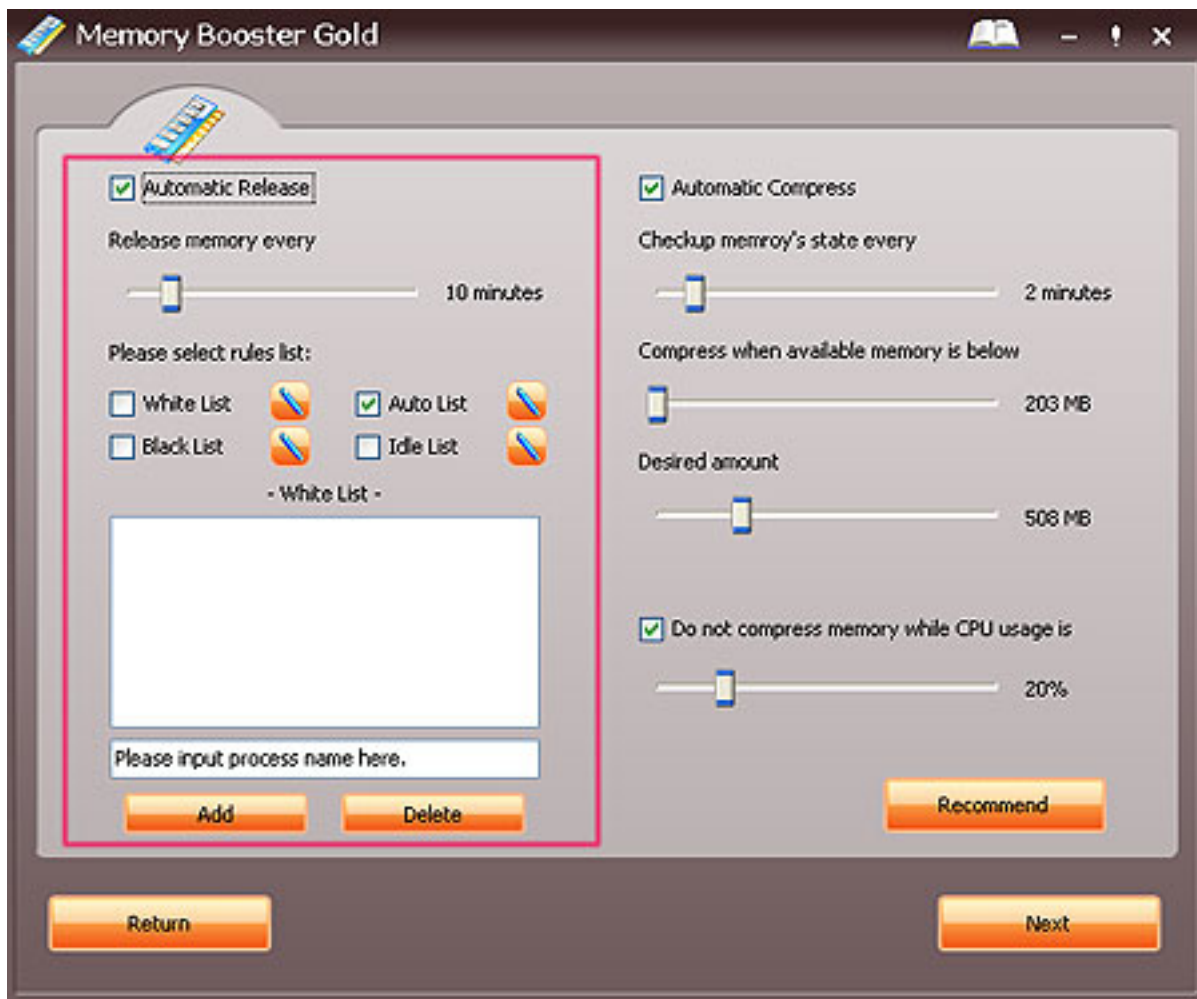


Users can click the  button to release memory manually.

2. Release memory automatically.



Wizard gathers all settings of the program, just click and set settings to release memory automatically.



2.1 Tick the **"Automatic Release"**checkbox

2.2 Interval glide bar: Set time interval (minute)

2.3 Rule lists: Select one or two items ("**White List**", "**Auto list**", "**Black List**", "**Idle list**") as reference rule:

White list: The processes listed in white list are entitled to use physical memory unlimitedly. When you release memory automatically, the memory occupied by these processes in white list will not be releasedd, contrarily, memory occupied by the processes unlisted in White list will be released directly. Just add frequently used processes in White list.

Auto list: Auto list can be considered as an intelligent White List. It is not edited manually, but generated and maintained by the process automatically. The unique intelligent learning module of Memory Booster Gold will learn user's habit constantly, analyze and recognize the applications used by user, then add these frequently used applications into Auto List automatically.

Black list: The memory used by processes listed in black list will be released directly when you perform "Release memory"operation.

Idle list: Idle List can be considered as a dynamic Black List. If the usage of a process is "0", the process will be added to Idle List automatically. The memory

used by processes listed in Idle list will be released. Data in Idle List is dynamic and does not need editing.

Memory Booster Gold also provides preset settings for new users who don't know much about these settings. Click Recommend button on the bottom right of the window to apply preset settings.

<http://www.wincarepro.com>





Memory Booster Gold

Compress memory

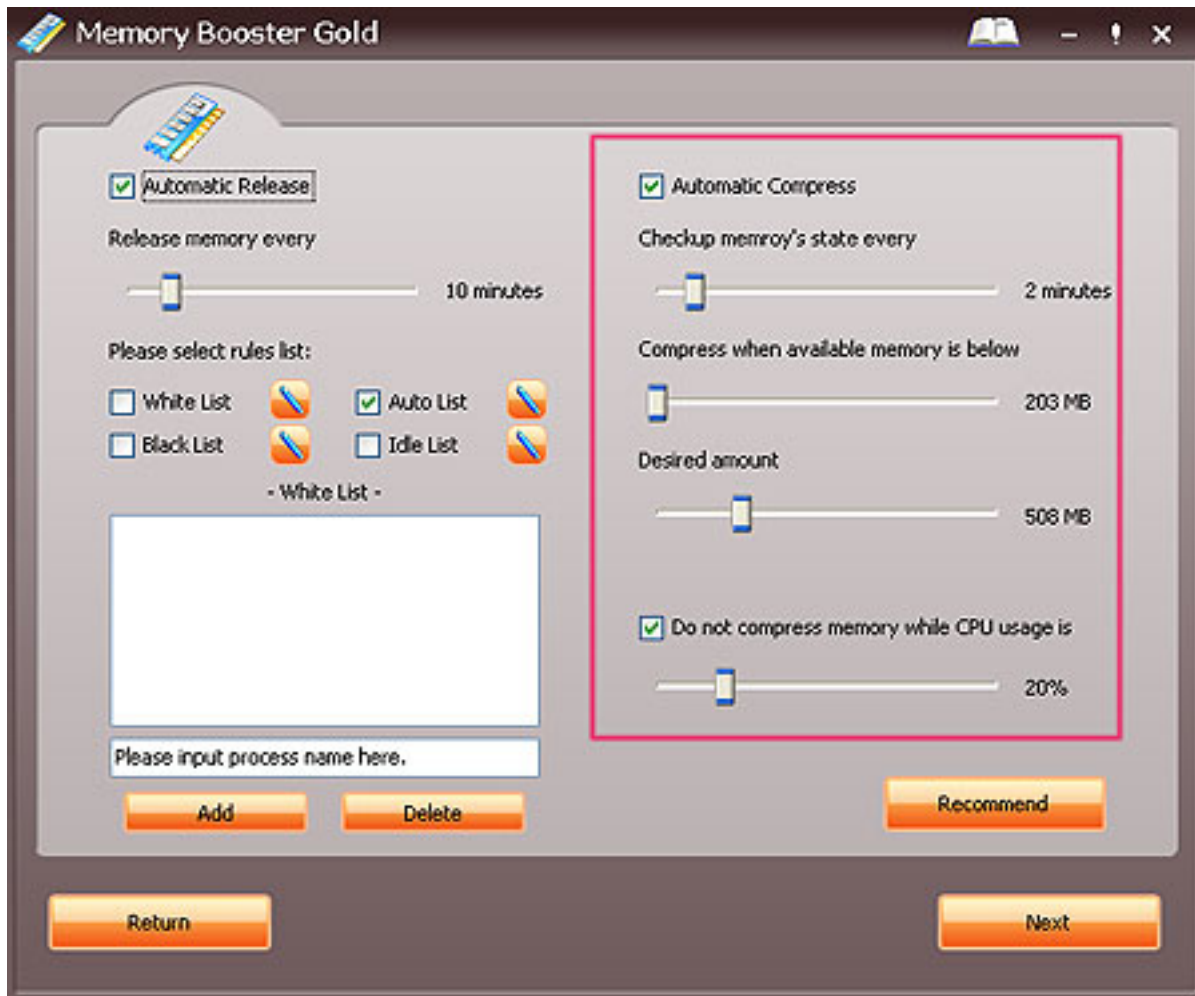
Compress memory enables users to reclaim memory in minutes. However, compress memory can be performed only when a great deal of physical memory needed. Don't perform the operation frequently.

Users can compress memory manually or automatically:



1. Compress memory manually: Click  button on main window.

2. Follow the steps below to compress memory automatically.



2.1 Tick the "Automatic compress" box

2.2 Monitor interval: Choose interval among 1 ~ 10 minutes to monitor your memory usage.

2.3 Low Value: Specify value on the bar. Memory Booster Gold will compress memory automatically if available memory falls below specified value.

2.4 Desired amount: Specify desired amount of memory you want to reclaim.

2.5 Specify a percentage and tick the box in front of "Do not compress..." to enable CPU protection when CPU usage exceeds specified value.

<http://www.wincarepro.com>

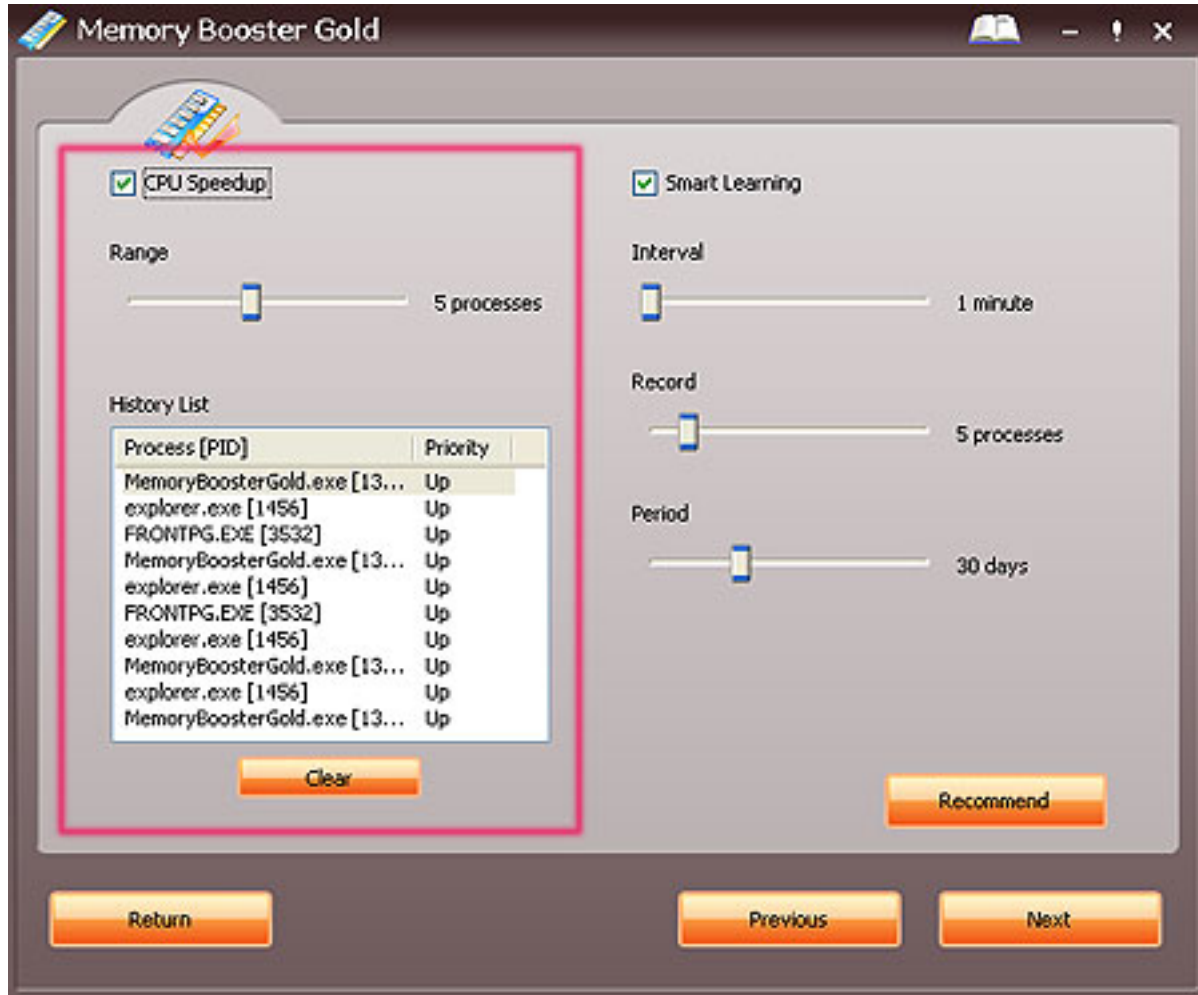




Memory Booster Gold

CPU Speedup

Memory Booster Gold features the intelligent optimization module which performs intelligent monitoring / analysis of system running. The module makes your system work with greater stability.



CPU Speedup module will monitor CPU usage in real time and adjust priority of CPU allocation automatically. The applications that are currently in use are entitled to use CPU directly, which makes applications run effectively.

To make applications run more effectively, you must adjust:

Range

Select value among 1~10. E.g. select 4, then 4 applications that have been used

recently may take the priority to use CPU.

<http://www.wincarepro.com>

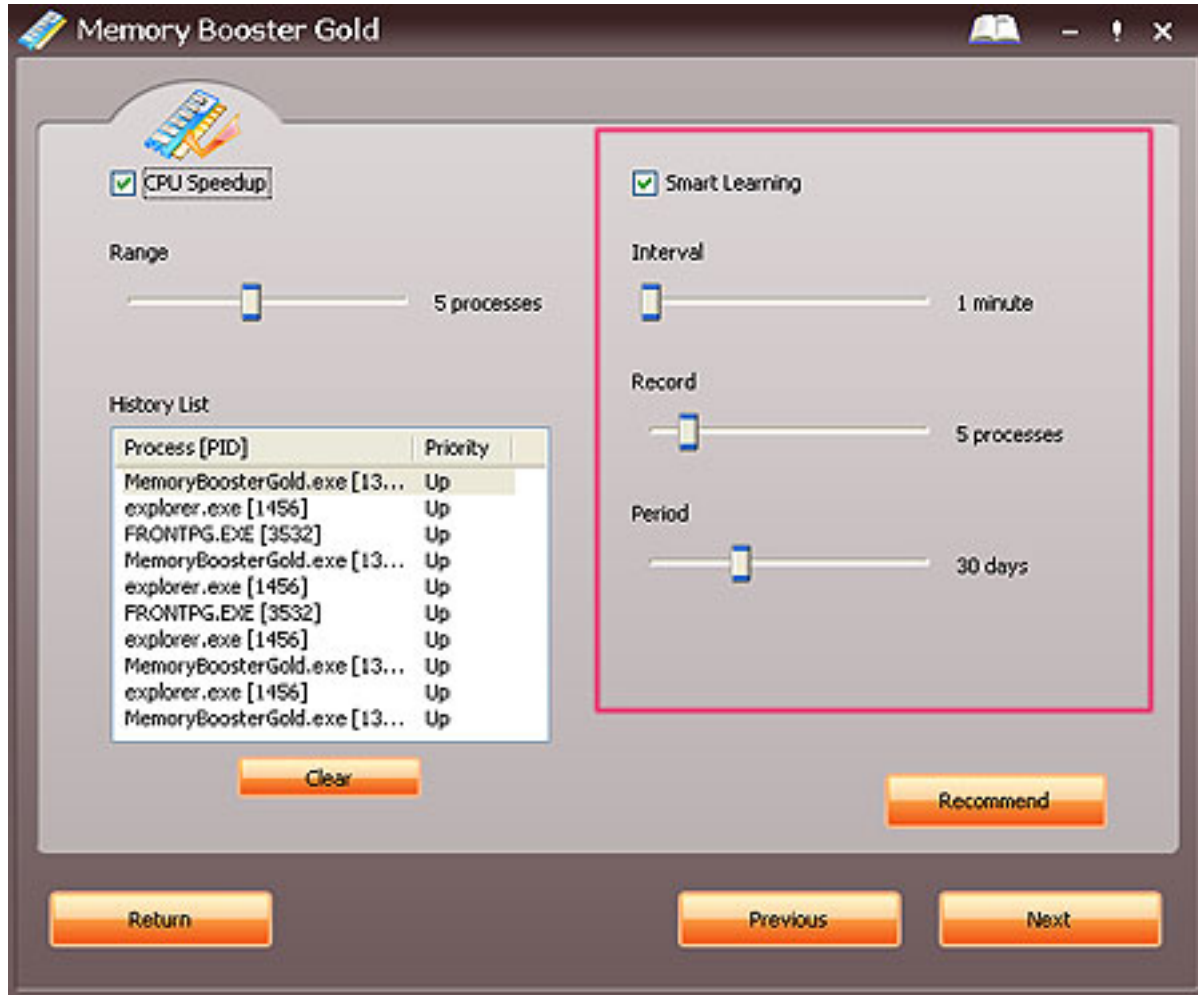




Memory Booster Gold

Smart learning

Memory Booster Gold features the intelligent optimization module which performs intelligent monitoring / analysis of system running. The module makes your system work with greater stability.



Smart learning module will learn user's habit constantly, analyze and recognize the frequently used applications, then add these processes into Auto List automatically. To monitor the smart module, you must specify these parameters:

Interval

Set the time interval among 1~10, Memory Booster Gold will learn automatically according specified time interval.

Record:

Select a number among 1~30. (If you select 3, Memory Booster Gold will add 3 most frequently used processes to Auto List.)

Period

Select time limit among 1~90 to keep data collected by intelligent analyzing module. (E.g. Select 10, Memory Booster Gold will clear data collected by intelligent analyzing module after 10 days.)

<http://www.wincarepro.com>





Memory Booster Gold

Adjust system

On this module, you can optimize system performance by changing settings.



Performance Settings

- Adjust Windows visual effects.
- Allocate processor time.
- Additional worker threads.
- Optimize NTFS's performance.

Cache Settings

- Use large system cache.
- Disable paging executive data.
- Adjust the maximum cache size of icons.

Note: It is NOT recommended to apply these settings blindly unless you are an advanced user or are confident of the function of each setting. The default settings recommended.

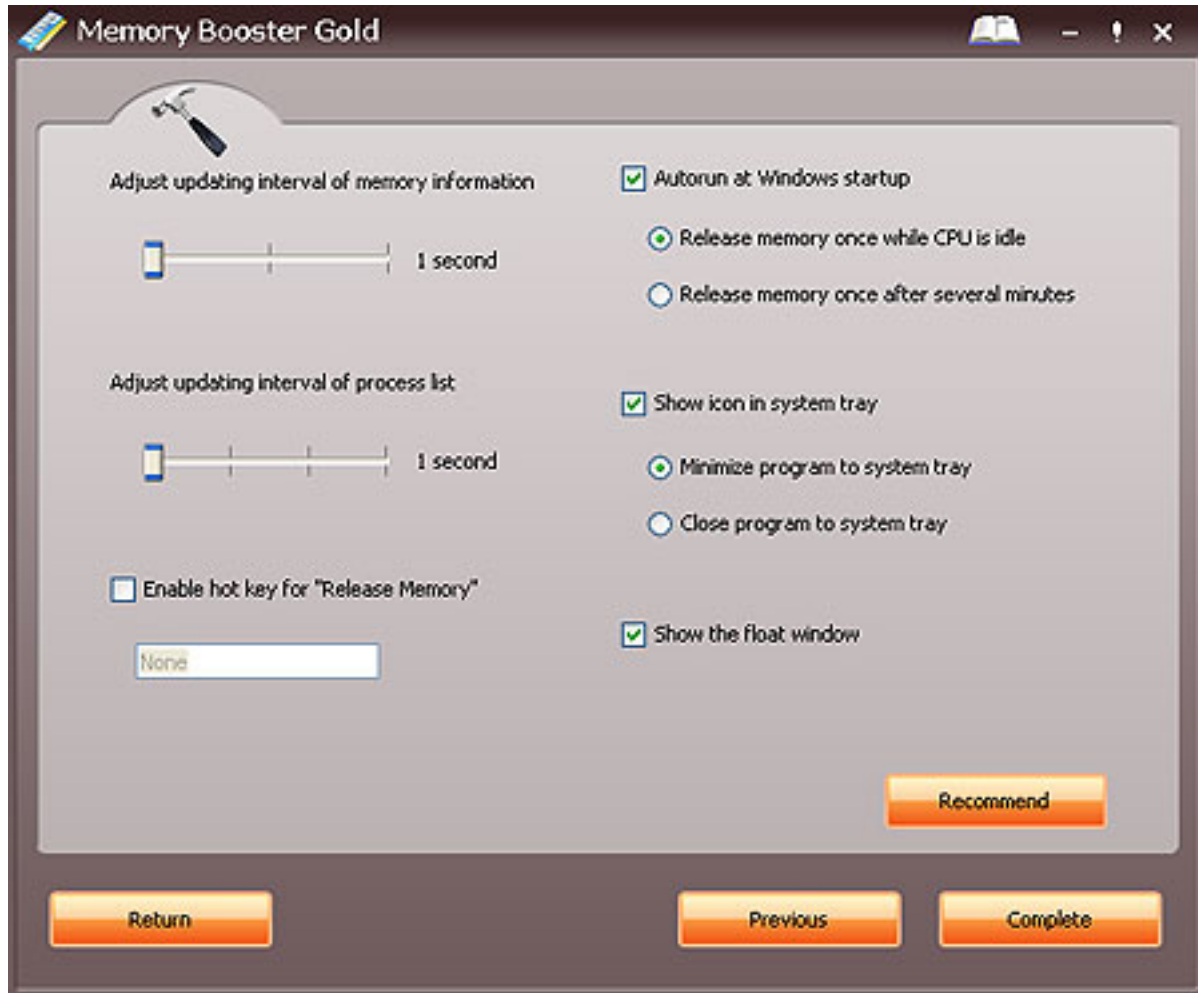
<http://www.wincarepro.com>





Memory Booster Gold

Program Settings



Adjust updating interval of memory information: Set an interval among 1 minute~3 minutes to refresh memory information.

Adjust updating interval of process list: Set an interval among 1 second~3 seconds to refresh process list automatically or move the pointer to the right to enable manual update.

Auto run at windows startup: Tick the box to run Memory Booster Gold on Windows startup.

Release Memory once while CPU is idle: Select this item to release memory automatically while CPU is idle.


Release Memory once after several minutes: Select this item to release memory automatically after windows startup.

Show icon in system tray: You will see an icon in the system tray after you check it, this icon ensures that Memory Booster Gold is currently running.

Minimize to system tray: Select the item to have Memory Booster Gold work in the background with an icon in the system tray.

Close to system tray: Check it to close Memory Booster Gold, but continue to work in the background with an icon in the system tray.

Show float window: When checked, you will see a float window displaying memory

usage, paging file usage and CPU usage in real time. You can also click  to release memory manually.

<http://www.wincarepro.com>





Memory Booster Gold

About WinCare Tech Inc.

WinCare Tech Inc. develops and publishes quality software products designed to secure, protect, maintain and otherwise enhance a computer users experience. The WinCare Tech team is led by veteran software developers, business executives and marketing professionals. All of our products are backed up by our commitment to provide world class customer service and our unconditional 30-day money-back satisfaction guarantee.

Our contact details:

Technical support: support@wincarepro.com

For further information, please visit <http://www.wincarepro.com>

<http://www.wincarepro.com>

